



PCS RESOURCES

3d Littoral Anti-Air Battalion PCS to MCBH



WELCOME TO THE 3D LAAB OHANA!

Any PCS can bring a lot of emotions. For some this is your first PCS, others it is your fifth, or maybe it is your first PCS with children or your first time off mainland. Whatever stage of life you are in, we hope that this resource provides you with a "starting point" for your PCS to Marine Corp Base Hawaii (MCBH). You and your family are an important part of the 3d Littoral Anti-Air Battalion (3d LAAB) family now and we want to support you.

If you do not see the information, you are looking for in this resource, know that we want to hear from you! We will work to help find the answers you are looking for and would like for this resource to be a living document that can grow with our new unit. **Reach out to your unit sponsor if you need additional information or email: welcome3dlaab@gmail.com.** Did you find an amazing resource you would like to add to this document? Send us an email! With everyone's help, this resource will grow and improve. Don't forget to check out 3d LAAB's Facebook pages.

JOIN OUR FAMILY PAGE AND GET CONNECTED:



JOIN OUR UNIT OFFICIAL PAGE FOR UPDATES:



TABLE OF CONTENTS

External Attachments – Your Sponsor Should Provide the Following:

- Commanders Welcome Letter
- MCCS PCS Toolkit
- Welcome Aboard Packet from Information and Referrals

Where Do I Start?.....Page 3

Family Housing.....Page 4

Lodging /HotelsPage 5

TLA Information.....Page 5

Aloha FurniturePage 6

Lending Locker.....Page 6

PCSing with an Animal.....Page 7

Personal Property Shipment.....Page 8

Get Organized/ PCS Binder.....Page 8

Shipping your Car (POV).....Page 9

Firearms and Registration.....Page 10

Ideas for Express Shipment.....Page 11-12

Medical and EFMP.....Page 13

Schools and Childcare.....Page 14-17

Spouse Employment.....Page 18

Once you Arrive:

Airport Transportation.....Page 19

Base Map.....Page 20

Vehicle Registration.....Page 21-22

New Arrivals Orientation.....Page 22

Registering Guests with MCBH.....Page 22

Dress Aloha.....Page 23

WHERE DO I START?

While there is a lot to do in order to PCS to Hawaii, if you ***immediately*** get these three things secured you can take your time sorting through the other details.



Submit housing application for MCBH... even if you haven't decided if you want to do base housing! Getting a house may take a while, so increase your chances by submitting NOW.



Make your hotel(s) reservation for 30 days knowing you can cancel later. They book up quick!



Start the process for PCSing with your pet. There can be a lot of hoops to travel with your loved one.

FACEBOOK PAGES TO CHECK OUT

- PCS'ing to Hawaii Military
- USMC PCS Support Pacific Region
- PCS Like a Pro- Your Smooth Move
- PCSing to Hawaii Guide to Off Base Housing
- Places We LIVE
- MCBH Community
- USMC Officers' MCBH Kaneohe Bay Spouse Group
- 3d Littoral Anti-Air Battalion Family
- MCBH Information and Referral
- Exceptional Family Member Program MCB Hawaii

GET STARTED HERE

1 FAMILY HOUSING OPTIONS

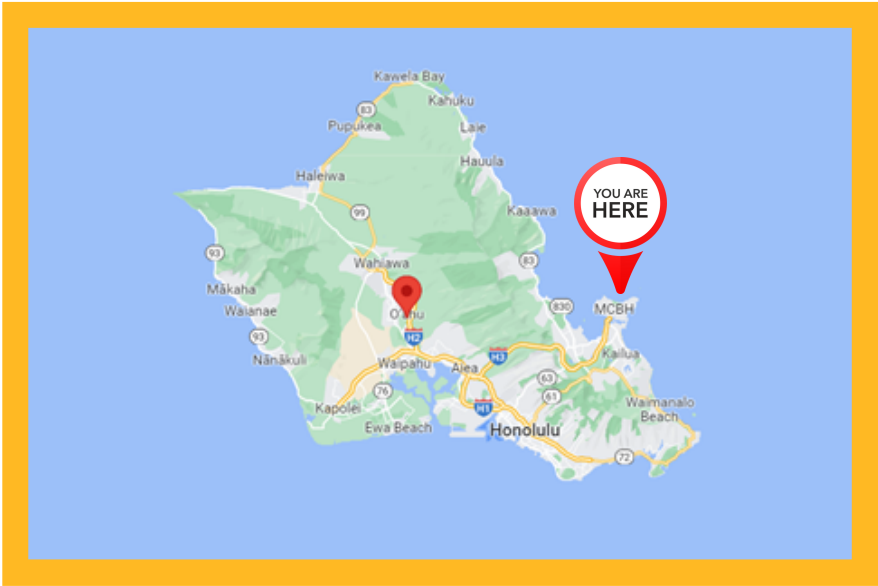
- 1. Rent/lease in the local community
- 2. Lease with MCBH privatized base housing partner: Ohana/Hunt
- 3. Home Ownership
- 4. Lease with US Navy, Air Force, or Army privatized housing partners:

Navy - <https://www.ohananavycommunities.com>
Air Force - <https://www.hickamcommunities.com>
Army - <https://www.islandpalmcommunities.com>

****DO NOT sign a contract or place a deposit to rent, lease or buy an off-base apartment/house PRIOR to checking in with TLA & Housing office. This action may FORFEIT your TLA entitlement.****

How to Apply for Family Housing on MCBH:

<https://www.mcbhawaii.marines.mil/Offices-Staff/S-4-Installations-Logistics/Family-Housing/How-to-Apply/>



Looking to live off base and *have a pet*? Here is the most comprehensive list we found for pet-friendly condos:

<https://www.locationshawaii.com/learn/military/finding-pet-friendly-condos/>



LODGING/HOTELS

Service members arriving with family members should make reservations at:

The Inns of the Corps: temporary lodging facility on MCBH which includes Kipper Villas and Fairway Inn.

PCS guests may reserve up to one year in advance and up to 30 days to start. *If you need to extend, contact the front desk as soon as possible.* Extensions are based on availability and are the guest's responsibility.

The Inns of the Corps Contact:

808-254-2806

<https://mccshawaii.com/lodging/>

If the Inns of the Corps is fully booked and unavailable for the dates, you need you will need a certificate/statement of non-availability (CNA/SNA) from them. Any non-military lodging must be vetted through the Temporary Lodging Allowance (TLA) office to ensure that it is TLA-approved lodging.



TLA Approved Hotel list is updated frequently. Please check with the TLA Office or Inns of the Corps for an up-to-date list.



If government lodging is available, it must be utilized first. If reservation/arrangement is made at other than a government lodging facility, reimbursements may not be authorized. Third party vendors such as hotels.com or Expedia are also not authorized. Reservations must be booked directly with the lodging facility.

MCBH on TLA:

Got questions about TLA? Call 808-257-2198 for assistance

<https://www.mcbhawaii.marines.mil/Offices-Staff/S-4-Installations-Logistics/Family-Housing/How-to-Apply/Temporary-Lodging-Allowance/>

For general information on TLA:

<https://www.defensetravel.dod.mil/site/tla.cfm>

For general information on TLE:

<https://www.defensetravel.dod.mil/site/faqtle.cfm>

ALOHA FURNITURE

"Aloha furniture" is loaned furniture (e.g. couch, table, bed) that can be used temporarily while awaiting your Household Goods (HHG). This is a *first come, first serve* service.

If you are residing in MCBH privatized housing
call (808) 839-8700 for program details and information.

or contact

Ohana Military Communities:

<https://www.ohanamarinecorpscommunities.com/contact-us/>

Off-base homes or apartments that need loaner furniture support while waiting for their HHG should contact the MCB Hawaii FHO. Please stop by their office or contact them at (808) 257-2676 for eligibility and details about the Overseas Temporary Loaner Furniture Program at MCB Hawaii.

LENDING LOCKER

The Lending Locker has various kitchen items you can rent out for FREE while you wait for your shipments to arrive. Note: no linen service is available on base so please pack some towels and sheets or budget for purchase of linens.

BY APPOINTMENT ONLY Monday through Friday 0900-1600.

Use this link to **schedule your appointment**
<https://ppdev.eventbrite.com> or call 808-257-7786.

Lending Locker Items Based on Availability:

Hospitality Kits: All inclusive with pots/pans, dishes, utensils & kitchen essentials

Basic Small Appliances: Small microwaves, coffeemakers, toasters, irons/ironing boards & rice cookers

Limited infant/toddler items: Tray less highchair, fold-away crib w/mattress



PCS WITH PETS

The process of moving with your beloved four-legged family member (or any pet) takes a lot of planning, money, and time. Start planning and working on the process now. **Note: some testing requirements may take weeks to months to receive results**

Below are some sites that will help get you started:

Hawaii Department of Agriculture: Animal Quarantine Division:

<https://hdoa.hawaii.gov/ai/aqs/aqs-info/>

Checklist for Direct Airport Release and 5 Day or Less Program:

<https://hdoa.hawaii.gov/ai/files/2022/01/Checklist-1-7.1.2021.pdf>

Some may find it helpful to follow other's experiences and ask questions on:

Facebook: PCSing to Hawaii with Pets

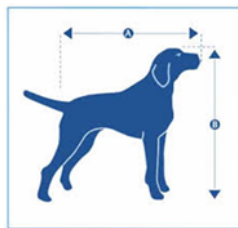
Pet relocation companies may be an option:

<https://islandpetmovers.com/> or <https://pcsmypet.com>

Note: these are examples, please do your own research!



**Don't wait till the last minute to look up
crate and breed requirements!**



Pro Tip: Pets **MUST** have a microchip, FAVN, and testing paperwork **MUST** have their microchip numbers correctly listed. You can send this information ahead of time to the state of Hawaii. You then can look up your pet's microchip number on the Department of Agriculture website to see that they are approved!

PERSONAL PROPERTY SHIPMENT

You will rate 4 shipments of your personal property consisting of:

Household Goods (HHG)
Unaccompanied Baggage (UB - "express shipment")
Non-temp Storage (NTS - long-term mainland storage)
1 Personally Owned Vehicle (POV)

You do not have to use all of these options, but they are available to you if you choose to. These allocations will be addressed on your web orders and can be processed by your local Distribution Management Office (DMO) office.

Hawaii DMO Contact Info:

<https://www.mcbhawaii.marines.mil/Offices-Staff/S-4-Installations-Logistics/Distribution-Management-Office/>

GET ORGANIZED

Purge: When planning your move to Hawaii, space is going to be an issue for most. An average 3 bedroom 2 bath on Oahu is 1500 sqft.

Inventory: Inventory your belongings before the movers show up and take pictures/video anything important. Consider adding more coverage if you move anything high value. The moving company pays a limited amount for lost or damaged items.

Create a PCS Binder: Having one place for all your important documents, contact numbers, checklists, moving documents, etc. can help you get and stay organized. Here are some suggested tabs for your PCS Binder:

- Important Documents
- Birth/Marriage Certificates/Social Security Cards/Passports
- Military Orders (multiple copies)
- Titles of Things you Own (e.g. house, car) along with insurance and shipping information
- Any Checklists
- Medical/Shot/Dental Records
- School Records
- Pet Records
- Moving Documents/HHG Documents
- Travel Documents (e.g. flight and hotel information)
- Budget: It is important to budget as you PCS and live in a hotel. Moving to a new duty station, pay can be delayed.
- Expense Tracker: Keep receipts



SHIPPING YOUR CAR (POV)

You are allowed ONE vehicle to be shipped at the government expense.

Requirements before turning your POV in for shipment or storage:

- Contact your local personal property office for entitlement and guidance.
- Ensure your POV's fuel is no more than 1/4 of a tank when you turn it in to VPC.
- Ensure your POV is **CLEAN** both inside and out. If you get it detailed make sure all carpets are **completely** dry.
- Remove all belongings from your POV.
- Resolve ALL vehicle recalls before turning in. Bring documented proof that the mechanic or dealership certifying that the recall work was done.
- Ensure your POV is mechanically sound and in good working order before you drop it off to the VPC.



Wanting to ship a second vehicle to Hawaii?

Popular recommendations who have PCS'ed are:

- 4Corners
- Matson
- Coastal Auto Shipping

Check out this Resource:
PCSMYPOV.com



If you are thinking about buying a new car when you arrive in Hawaii, know Hawaii does charge additional shipment fees to get the vehicle here. Prices can be higher than what you find on the mainland.

Many people will sell their POV to those coming on island as they are leaving so check MCBH Community or MCBH Sells for some deals. There are also "lemon lots" at both Hickam and Schofield.

FIREARMS AND REGISTRATION

You can transport firearms as part of your total household goods shipment as long as they comply with all local and state laws. Some people check them on the plane when traveling to the island.

Make sure the weapon is inoperable by removing the bolt, firing pin, trigger assembly and other arming parts. Remove all ammunition from your firearm. You cannot ship any privately owned live ammunition in your household goods shipment.

Ensure the firearm information is *written on the inventory* to include: make, model, serial number, unique characteristics, caliber and/or gauge.

****Carry this information with you as you travel (part of your PCS binder – see Page 8)**.**

For more information you can check out: move.mil

Upon arrival you must register your firearms with the Stage of Hawaii and MCBH. Failure to register your firearms *can result in a felony possession of firearms charge*.

You must register your firearm with the Honolulu Police Department (HPD) within 5 days per Hawaii, however *MCBH base order states **within 48 hours***. To register take the unloaded firearm to Firearms Division of HPD along with ID and proof of ownership. You will be fingerprinted and photographed. Please visit the following page for more information and for current fees:

<https://www.honoluluupd.org/information/firearms>

If you are living on MCBH, you will need to register your firearms with the base security office. You will need a valid military ID, driver's license, and proof of registration with HPD. Do not bring the firearm.

For more information you can contact:

(808) 257-0183

<https://www.mcbhawaii.marines.mil/Offices-Staff/S-7-Safety-Security-Emergency-Management/Provost-Marshals-Office/Pass-ID/Private-ly-Owned-Firearms/>

EXPRESS SHIPMENT (UNACCOMPANIED BAGGAGE)

Everyone has different needs and "essentials." This list is for a family of four, but you could modify it as needed. Some of these items you may take with your checked baggage, perhaps some you buy on island. Think of everything you'd need to sustain a household without your main household goods. Let this spark some ideas! *Note: always check current requirements and allotments for shipment*

Kitchen Gear

- 2 pans with lids
- 1 pot with lid
- Cutting board
- Knives
- Spatulas
- Flipper
- Pizza pans
- Pizza cutter
- Pyrex dish with lid
- Pyrex measuring cup
- Measuring spoons
- Mixing bowls
- Cookie sheet
- Travel Coffee Mugs
- 4 plates, 4 bowls, 4 glasses
- Silverware
- A few food storage containers
- Crockpot with liner bags
- Instant Pot with accessories
- Coffee maker
- Dish towels
- Pot holders

Pet Gear

- Food bowls
- Favorite Toys
- Pet Beds
- Leashes, collars, etc.
- Documents

Bath Items

- Shower curtains
- Shower curtain rings
- Bath Mat
- 4 Towels
- 4 hand towels
- 4 beach towels

Clothing Items

- Extra clothes
- Shoes
- Uniform Items
- Hats
- Swim suits
- UV shirts
- Swim Goggles

Office Supplies

- Printer with cables
- School Books
- Scissors
- Pencils, Sharpies, and Pens
- Tape
- Electronics Charging Station

EXPRESS SHIPMENT (UNACCOMPANIED BAGGAGE)

Household Goods

Streaming device with remote
Cleaning rags
TV (check UB requirements)
DVD player with remotes
TV Cables – HDMI, Ethernet
Gaming system with cables
DVDs
4 Folding Chairs
1 Folding Table
Bike with helmet
Trash can with bags
Router / Cable modem
Boogie Boards
Snorkel gear
Go Pro with Accessories
Vacuum with clean bag
Broom and dust pan
Mop with extra covers
Clothes Hangers
Laundry Baskets
Hanging closet Organizers
Small rug for entry
First Aid Kit
Headphones
Windshield Sunshade
Power strips / Surge Protectors

Baby Gear

Portable Crib with sheets
Plastic plates/cups/utensils
Extra bottles, wipes, diapers
Folding Wagon or stroller
Pool Floaties / Puddle jumpers

Tools

Hammer
Screw Drivers
Power Drill and bits
Tape Measure
Wrench
Pliers
Allen Wrench Set
Small Level

MCBH Curb Alert (FB) can be your friend! During moving season there are tables, couches, cleaning supplies... you name it! Use what you want and then re-home later.

Remember:

Moving can be expensive so you may want to pack as much as you can with you. However, Hawaii has stores with all the essentials and Amazon delivers! There is a lending locker (page 6) available as well.

Think about what you want to pack wisely for what fits your family's needs!


MEDICAL AND EFMP

Hawaii is under TRICARE West. There are no TRICARE offices in Hawaii. Customer service can be accessed via the TRICARE website or calling their **Western region call center** at 1-844-866-9378.

TRICARE online: <http://www.tricare.mil/>

Branch Health Clinic Kaneohe Bay: <https://nhchawaii.tricare.mil/Clinics/BHC-Kaneohe-Bay>

Remember to get medical records for your whole family including immunizations and if your child is attending daycare or school they may need an up-to-date physical and TB screen! Take these records WITH you.



Exceptional Family Member Program (EFMP)

An Overseas screening is not necessary for Marines and family members to PCS to Hawaii. However, if a family member is enrolled in EFMP **you need to contact your local coordinator to ensure all paperwork is up to date** and resources will be available to you. This includes any letters that are needed to apply for on base priority family housing.

EFMP office on MCBH: (808)257-0290

<https://mccshawaii.com/efmp/Medical>

SCHOOLS AND CHILDCARE

MCBH School Liaison Program Coordinator:

Ms. Amy Solomon

Amy.Solomon@usmc.mil

(808)257-2019

<https://mccshawaii.com/slp/>



There are NO DoDEA schools in Hawaii

Hawaii Department of Education:

<http://www.hawaiipublicschools.org/Pages/Home.aspx>



TAKE A LOOK AT THIS ONE!

Family Care Services

Children & Youth Program (CYP):

<http://mccshawaii.com/familycare/>

After School Care Resources

ASYMCA: <https://www.asymca.org/honolulu-hi>

Kama'aina Kids: <http://www.kamaainakids.com/>

School Age Care: <http://mccshawaii.com/school-age-care/>

PUBLIC SCHOOLS

Mokapu Elementary



<https://mokapu.k12.hi.us/#>

Kailua Intermediate

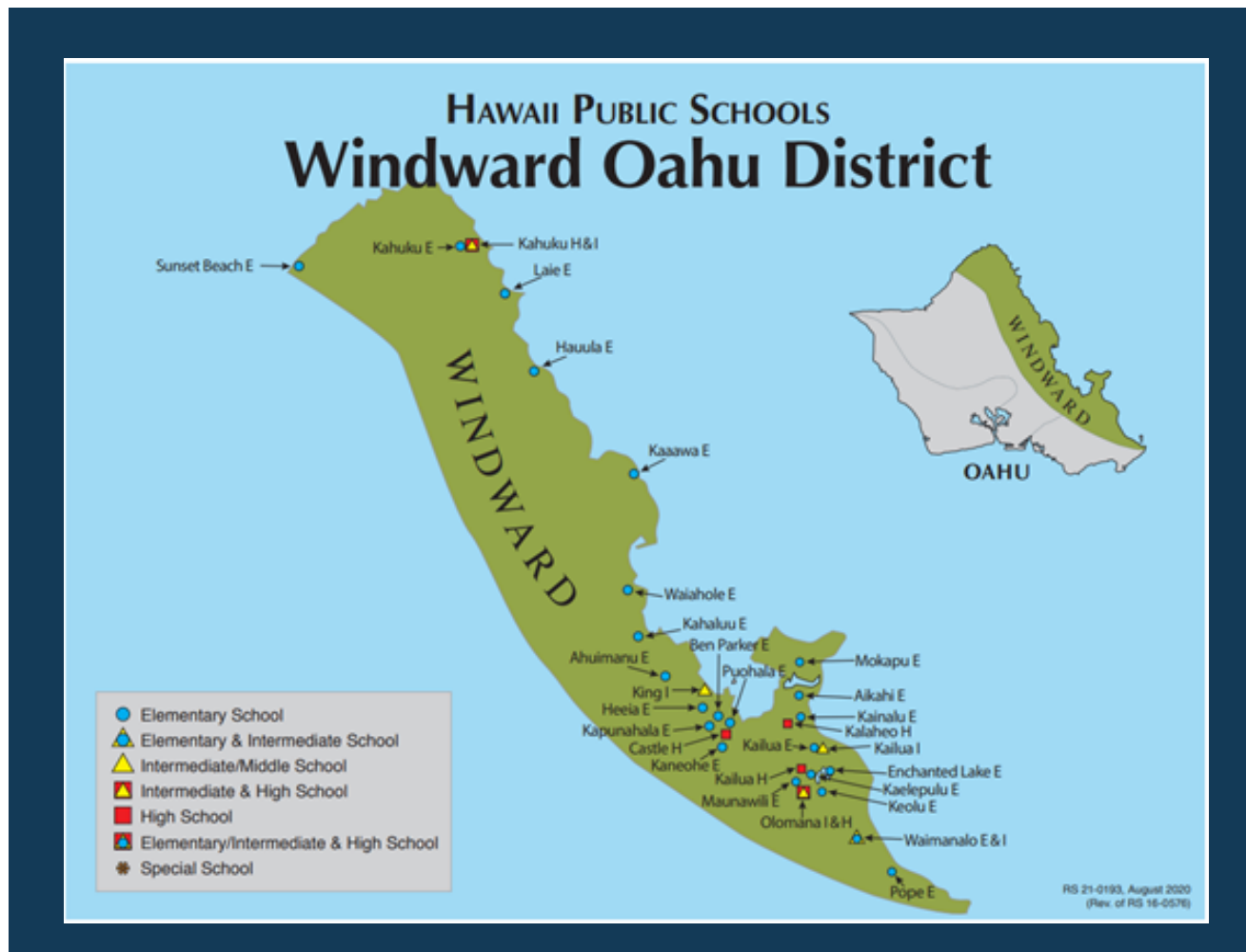


<https://www.kis.k12.hi.us/home>

Kalaheo High School



<https://www.kalaheohigh.org/>



GEOGRAPHIC EXCEPTIONS INFORMATION

<https://www.hawaiipublicschools.org/ParentsAndStudents/EnrollingInSchool/Pages/Geographic-exceptions.aspx>

PRIVATE SCHOOLS

Below you will find some private school that people have recommended. This is not an exhaustive list! You will want to contact schools ASAP to find out their application, interview, and other requirement due dates.

Trinity Christian School
St. Anthony's
Le Jardin Academy
St. John Vianney



Many schools offer tuition assistance. Make sure to ask the school about financial aid!

HOME SCHOOL



Interested in homeschooling? Here are some groups and schools you may want to check out:

- Myron B Thompson Academy (Hybrid School)
- Classical Conversations
- Saint Benedict Hall (Hybrid Classical)

Facebook:

- KBay Homeschoolers
- Oahu Homeschool Mom
- Homeschool Ohana
- Military Homeschoolers
- Hawaii Homeschool Community Oahu

PRESCHOOL AND DAYCARE

There are a variety of options for preschools in the area. This is not an exhaustive list! There are very limited options for kids 2 years old and under! Many more for 3 years and up. Start applying NOW as space is limited.

On MCBH:

Child Development Centers (CDC):

mccshawaii.com/cdc/

ASYMCA:

<https://www.asymca.org/honolulu-hi>

In Kailua:

- PPNS Preschool
- Kailua Baptist Preschool
- Kamaaina Kids
- Kailua Methodist Preschool
- A Caring Place
- Wee Achievers
- Cole Academy



Child care can be expensive! Check out Child Care Aware to see if your facility is a part of this program and apply!

childcareaware.org

SPOUSE EMPLOYMENT

If you are licensed in a particular field, you know that you need to start the process of transferring licensure or obtaining it right away for your particular career field. For those who could use some assistance in choosing a career field, transitioning fields, or simply finding a job, below are some links that may be useful to you!

Family Member Employment Assistance Program (FMEAP)

<https://mccshawaii.com/fmeap/>

Spouse Education and Career Opportunities (SECO)

<https://www.militaryonesource.mil/education-employment/for-spouses/>

Military Spouse Preference Program

<https://www.secnv.navy.mil/donhr/How-to-Apply/Military-Spouses/Pages/Default.aspx>

Hiring Our Heros

<https://hiringourheros.org>



AIRPORT TRANSPORTATION

You arrive on island with all your bags, crates, strollers, car seats, and totes. Now how will you get to the hotel or your house? Here are some suggestions:

1

808 Express: shuttle picks you up at the airport and will help load all your luggage. CALL AHEAD TO SCHEDULE - www.go808express.com

2

Try a taxi service (e.g. Charley's Taxi). Make sure to schedule ahead and check base access.

3

Use a rental car service at the airport or explore Turo, as some owners will do drop off of the vehicle.

4

Reach out to your sponsor and check their availability for pick up/ access to a larger vehicle.

Yes, you will be tired and the process of getting here may not be pretty but living here is an amazing experience. One look at the beauty of the island and you will know it was all worth it.



MCBH MAP AND WEBSITES

MCB Hawaii:

<https://www.mcbhawaii.marines.mil/>

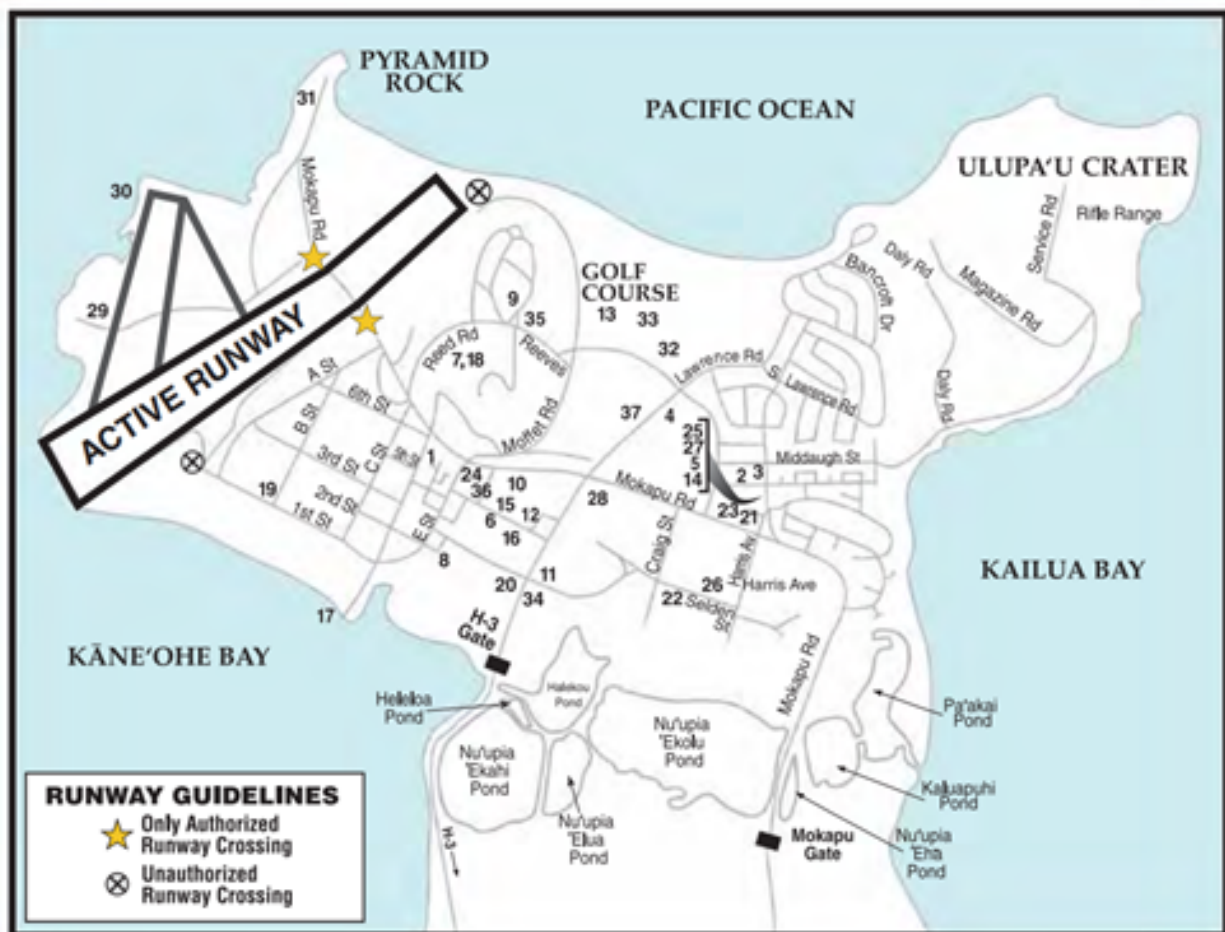
MCCS Hawaii:

<https://mccshawaii.com/>

Link for MCBH Map:

<https://mccshawaii.com/wp-content/uploads/2021/01/2021-base-map.pdf>

1. CAARE Center, Bldg 216
2. Child Development Center - Kupulau, Bldg 6111
3. Child Development Center - Laulima, Bldg 6782
4. Children & Youth Programs, Resource & Referral, Bldg 5082
5. Commissary, Bldg 6068
6. Education Center, Bldg 220
7. Family Member Employment Assistance Program and Information & Referral, Bldg 579
8. Five-O Motors, Bldg 3097
9. Five Palms
10. Hawaii Loa Skate Park
11. Kahuna's Sports Bar & Grill, Kahuna's Recreation Center, Single Marine Program Office, Bldg 1629
12. K-Bay Lanes Bowling Center, Strikers Grill & Tap, Bldg 1666
13. Klipper Golf Complex, Bldg 3088
Golf Course, Golf Pro Shop, Samuel Adams Sports Grill, Staff NCO Club
14. Ko'olau Federal Credit Union, Bldg 6699
15. L&L Hawaiian Grill, Aqua Zone (SCUBA & Snorkeling), Laundromat, Tennis Pro Shop, Bldg 1255
16. Main Base Pool - K-Bay, Bldg 981
17. Marina, Outdoor Recreation & Equipment Center, Bldg 6800
18. Marine Corps Family Team Building, Bldg 579
- Marine Marts**
19. Flightline Marine Mart, Bldg 6797
20. Main Gate Marine Mart and Gas Lanes, Subway, Bldg 3071
21. Mokapu Marine Mart and Gas Lanes, Auto Detailer, Car Wash, Firestone Tire & Service Center, Wash 'N Go, Bldg 1667
22. Selden Street Marine Mart, American Clipper, Infinita, Panda Express, Bldg 6919
23. McDonald's, Bldg 6691
24. MCCS Administrative Offices, Base Library, K-Bay Theater and MCCS Personnel Office, Semper Fit, Bldg 219
25. MCX, Bldg 6109
26. MCX Annex, Daily Grind, Dry Cleaning & Laundry, Military Clothing Sales Store, Bldg 1090
27. Mokapu Mall, Bldg 6477
Aloha Key, Barber Shop, Engraving Hawaii, Enterprise, Food Court, GameStop, GNC, H&R Block, ITT, Onyx Beauty Salon, Spectrum, Starbucks, Tradewind Travel, UPS Store, The Vineyard, Volcano E-Cig
28. Semper Fit Center/Main Gym, Bldg 3037
29. The Cabanas at Kaneohe Bay
30. The Campgrounds at Kaneohe Bay
31. The Cottages at Kaneohe Bay
32. The Klipper Villas (and parking)
33. The Fairway Inn (and parking)
34. The Inns of the Corps, Bldg 3038
35. The Officers' Club, Bldg 502
36. Transition Readiness Program, Bldg 244
37. Youth Activities, Semper Fit Center/Kūlia Gym, Bldg 6753



VEHICLE REGISTRATION

Hawaii Newcomers Guide:

<https://portal.ehawaii.gov/residents/newcomers-guide/>

The above link is the State of Hawaii's page that is dedicated to those incoming to the island. It has information for both obtaining a drivers license and tag registration. Some things to know:

- Non-residents on active duty are exempt from Hawaii motor vehicle weight taxes for vehicles registered in their name. You must submit a Non-Resident Certificate, form CS-L (MVR) 50, for each registration, renewal or transfer transactions. With military resident waiver annual registration cost is \$20.50.
- If you want to keep your current out of state plates, you will need as out of state permit which will require the following:
 - Current out of state registration
 - Shipping documents (bill of landing)
 - CS-L (MVR) 27 Form (out of state permit application)
 - Current Hawaii Vehicle inspection (example locations: Goodyear, Flagship Auto)

Please make a note:

Car window tint is found to be the biggest issue in vehicle inspections as Hawaii's legal limit is higher than most on the mainland. If it is found to be too dark, they will ask you to get it removed and then come back for safety inspection.

For some plain language and step by step instructions, check out the next page!

PMO/Base Vehicle Registration:

<https://www.mcbhawaii.marines.mil/Offices-Staff/S-7-Safety-Security-Emergency-Management/Provost-Marshals-Office/Pass-ID/Base-Passes/>

VEHICLE REGISTRATION

Hawaii Car Registration

Warning: what you are about to read is chaotic and is a bit absurd. It is what it is. follow this and you should be good.

1. HAWAII NO FAULT INSURANCE must be obtained within 24 hours from the date listed on the shipping receipt - You will need an insurance card, print out or digital electronic copy for valid proof of insurance.

Vehicle Registration Fax: 808.257.0130 / Passhouse Fax: 808.257.0072

2. Get a CS-L 50 - Non-Resident Form (Only issued at Passhouse, M-F 0600-1400)

- Must have title, out-of-state registration or Notarized Bill of Sale

3. Obtain a failed Hawaii Safety Check/Inspection (failed for having out of state registration only)

- Appointments for Safety Inspections on MCBH can be made at Firestone or 5-0 Motors
- Safety Inspections can be done almost anywhere that you would change your oil

4. Go to a Satellite City Hall to register your vehicle

- You must have Registration or Notarized Bill of Sale, Failed Safety, Shipping Receipt, and current Hawaii No Fault Insurance

- Registration must be complete within 30 days of the shipping receipt or you may incur penalties.

Note: If you choose not to receive Hawaii plates and keep current state plates, you will need to get and out-of-state permit to attach to your registration. You will receive a blue sticker to put on your bumper. When your out-of-state registration expires if you wish to keep your plates you will have to pay the full out-of-state registration in addition to Hawaii's yearly registration.

5. Return to where failed Safety Check was issued

- You must have HI registration or Out of State Registration, Hawaii No Fault Insurance and failed safety. The vehicle will be re-inspected and upon passing a passed safety and sticker will be issued. (Sticker will be placed on your vehicle)

NEW ARRIVALS ORIENTATION

Aloha Portal: New Arrivals Orientation

Hosted by: MCCS, MCFTB, and Information and Referral and Relocation

Where: Kahuna's Ballroom

When: First Wednesday of Every Month

Contact (808) 257 - 7786 for more information



Consider attending some of these great events to get settled in!
Look out for announcements as dates are released monthly.



- Water Safety Brief
- Emergency Preparedness Brief
- LINKS

REGISTERING GUESTS

Want to share your little piece of paradise with friends or family? People coming to help unpack? Find the link below for how to register guests on MCBH.

Houseguest Privileges Request









<https://www.mcbhawaii.marines.mil/Offices-Staff/S-7-Safety-Security-Emergency-Management/Provost-Marshals-Office/Pass-ID/Houseguest-Privileges/fbclid/IwAR39VWMq6IHh9Gz2--pDfDRpXzPYttiMlgAlldtPY-S4NAI27IEotAtQq3o/>

Houseguest Request Form

<https://www.ohanamarinecorpscommunities.com/document/house-guest-approval-base-access-request-form>

DRESSING ALOHA

As invitations come out for various social events, attire recommendations might be made. This is a useful chart to provide in sight into the dress code suggested for the event:

Aloha Attire Recommendations			
	Men	Women	Notes
Aloha Casual			<p>Men</p> <ul style="list-style-type: none">• Shorts or jeans• Shirt untucked• Slippers/sandals• No rubber shower shoes <p>Women</p> <ul style="list-style-type: none">• May wear above the knee dress• Casual sandals
Aloha Crisp			<p>Men</p> <ul style="list-style-type: none">• Pants or slacks, not jeans• Shirt tucked –or–• Shirts may be worn untucked when designed with straight bottom hem, or overall design on front of shirt• Closed-toe shoes <p>Women</p> <ul style="list-style-type: none">• Knee-length or longer dress• Nicer sandals
Aloha Formal			<p>Men</p> <ul style="list-style-type: none">• Pants or slacks, not jeans• Closed-toe shoes• Long sleeve aloha shirt• May also wear blazer <p>Women</p> <ul style="list-style-type: none">• Mid-calf or longer dress• Nice sandals or heels
Avoid			<ul style="list-style-type: none">• Matching patterned shorts and shirt• Plastic lei• Rubber slippers/shower shoes• Bathing suits or other items designed for the beach